

Office of

AUBURN WATER DISTRICT

Office Telephone # 784-6469

The regular monthly meeting of the Trustees of the Auburn Water District will be held **at the office of the Auburn Water District, 268 Court Street, on Wednesday, May 20, 2026 at 4:00 P.M.**

Regular Meeting AGENDA

1. Approve Minutes of Regular Meeting of April 22, 2026.
2. Financial Report Update -**Michael Bailey**.
3. Public Comment.
4. New Business
 - Merging of the Districts.
 - System-Wide Meter Conversion, Status Update.
 - 2025 Gull Management Update.
 - Lake Auburn Watershed Protection Commission, Appointment.
5. Old Business
 - Water Quality.
 - Facilities Assessment.
 - Lake Auburn Infrastructure Planning Study.
 - Lakeshore Drive MPI Project Update.
 - Activity Report.
6. Executive Session Pursuant to 1 M.R.S.A § 405(6)(A) to Discuss a Personnel Matter.
7. Trustee Open Session.
8. Adjourn Regular Meeting.

Upcoming: Water Trustee Meeting June 17, 2026.

April 22nd, 2026

Page 1

The Regular Meeting of the trustees of the Water District was held at the office of the Auburn Water District, 268 Court Street, on **Wednesday, April 22nd, at 4:00 pm.**

Members Present: Denis Bergeron (President), Robert Cavanagh (Treasurer), Jeffrey Harmon, Bruce Rioux, and Eric Gould.

Also present: Mike Broadbent (Superintendent), Mike Bailey (Finance Director), and Chris Curtis (Watershed Manager).

Members Absent: Timothy Simpson and Michael Abbott (District Engineer).

Public Attendance: No members of the public were present.

Agenda Item 1: Approve Minutes of the Regular Meeting of March 18th, 2025 – On the motion of Robert Cavanagh, seconded by Eric Gould, it was voted to approve the minutes of the Regular Meeting on March 18th, 2026.

Passed 5-0

Agenda Item 2: Financial Report – The Finance Director, Mike Bailey, provided a verbal presentation of the financial report for the preceding month.

Agenda Item 3: Public Comment – As no one from the public was in attendance, there was no public comment at this time.

Agenda Item 4: New Business

Bond Status – We are nearing completion of the \$2.7 million project to replace all District water meter infrastructure. The remaining steps are:

- April 6th: Bond counsel submitted loan agreements to the MMBB
- April 20th: MMBB will release financing rates for the Spring 2026 issuance
- May 11th: Bond counsel will file final loan documents
- May 20th: Loan closing; District receives funding

We have met with the vendor and installer and plan to begin meter replacements on June 1st, 2026. If the project proceeds as expected, full system replacement could be completed within six months.

April 22nd, 2026

Page 2

Mid-Sized Excavator – The District regularly uses mid-sized excavators for maintenance and construction projects. These machines are well-suited for many jobs due to their smaller size and flexibility. In the past, we have rented this equipment as needed, typically spending between \$35,000 and \$55,000 per year. Because this need is ongoing, the District is exploring purchasing an excavator instead of continuing to rent the equipment. After reviewing several options, the preferred machine would cost about \$130,000. We've looked at both leasing and financing options; Leasing the equipment for three years would cost slightly less overall than financing it through a loan. The Superintendent recommended moving forward with a three-year lease to own term and continuing to charge the cost to individual projects, similar to how rental expenses are currently handled.

On the **motion of Bruce Rioux, seconded by Eric Gould, there was a vote to authorize the Superintendent to lease a Komatsu PC88MR-11 for a 3-year term at a total cost of \$138,391.74.**

Passed 5-0

Personnel Policies and Procedures Handbook – Over the past several months, the District has worked with HR Consulting Maine to update its personnel policies. This includes adding a new section on Maine's Paid Family Medical Leave (PFML) program. PFML takes effect on May 1st, 2026; The District needs to review and approve these updates in advance of the new law.

There was a **motion by Eric Gould, seconded by Robert Cavanagh, to approve the changes that have been made to the Personnel Policies and Procedures Handbook.**

Passed 5-0

Agenda Item 5: Old Business

Water Quality Update – The Watershed Manager, Chris Curtis, attended the meeting and provided a verbal presentation of the water quality and a history of water treatment.

Facilities Assessment – Weston & Sampson has provided a proposal to update the District's feasibility study. The goal is to evaluate our current facilities and identify what improvements are needed to meet our needs over the next 30 years. This work will include reviewing how our existing space is used, exploring potential layout changes, assessing whether renovations could improve the current building, and considering options for new or replacement structures. A conceptual cost estimate will also be developed. The total cost for this work is \$9,880, which will be shared between both districts.

On the **motion of Eric Gould, seconded by Bruce Rioux, there was a vote to authorize staff to proceed with the work as presented.**

Passed 5-0

April 22nd, 2026

Page 3

Lake Auburn Infrastructure Planning Study – Staff met with CDM Smith at the end of March to review and provide feedback on a draft report. The consultant has since made revisions, and a follow-up meeting is scheduled for April 17th. We expect to receive the revised report by April 29th and the final report by May 20th.

Lakeshore Drive MPI Project Update – A pre-bid meeting for this project was held during the first week of April, with strong interest from contractors and many questions raised. The project engineer, Wright-Pierce, has issued two addenda to address those questions. Bids took place at 10:00 a.m. on April 17th, 2026.

Activity Report – With the absence of the District Engineer, the Superintendent provided a brief verbal presentation on the preceding month's activity.

Agenda Item 6: Executive Session Pursuant to 1 M.R.S.A. 405 (6) (A) to Discuss a Personnel Matter –

On the motion of **Jeffrey Harmon**, seconded by **Eric Gould**, there was a vote to move the meeting into **Executive Session**.

Passed 5-0

At 5:15 PM, the Trustees concluded their meeting in Executive Session. At that time, there was a motion by **Eric Gould**, seconded by **Robert Cavanagh**, to approve the Superintendent's incentive bonus for 2025 for the policy maximum of \$2,000.00.

Passed 5-0

There was another vote, motioned by **Bruce Rioux**, seconded by **Jeffrey Harmon**, to add the responsibility of: "Superintendent or his designee, should serve on the LACWA board" to the Superintendent's job description.

Passed 5-0

Agenda Item 7: Trustee Open Session: There was no further discussion at this time.

Agenda Item 8: Adjournment of the Regular Meeting: On the motion of **Bruce Rioux**, seconded by **Robert Cavanagh**, there was a vote to adjourn the meeting.

Passed 5-0

Respectfully submitted,

Tiffany Spence

Tiffany Spence

**AUBURN WATER DISTRICT
BALANCE SHEET
PERIOD ENDING - April 30, 2026**

	<u>4/30/2026</u>	<u>12/31/2025</u>		<u>4/30/2026</u>	<u>12/31/2025</u>
Property, Plant and Equipment:			Capitalization:		
Plant in Service	44,460,081.07	44,332,336.92	Retained Earnings	20,576,983.47	19,979,150.97
Less: Accumulated Depreciation	(18,038,965.13)	(17,825,124.46)	Current Year Earnings	364,791	466,909
	<u>26,421,115.94</u>	<u>26,507,212.46</u>		<u>20,941,774.64</u>	<u>20,446,059.62</u>
Construction Work in Progress	264,398.69	74,106.13	Bonds	3,914,519.39	4,029,796.77
Net Utility Plant	26,685,514.63	26,581,318.59	Total Capitalization	<u>24,856,294.03</u>	<u>24,475,856.39</u>
Current Assets:			Current Liabilities:		
Cash & Working Funds	3,732,789.27	3,516,542.15	Accounts Payable	209,171.35	190,182.08
Accounts Receivable - Net	573,489.18	557,517.89	Customer Deposits	19,638.79	21,138.38
Prepayments	56,782.33	16,704.17	Accrued Interest	18,760.99	40,054.16
Inventory	402,744.24	381,627.21	Miscellaneous Liabilities	104,406.74	123,640.71
Total Current Assets	<u>4,765,805.02</u>	<u>4,472,391.42</u>	Total Current Liabilities	<u>351,977.87</u>	<u>375,015.33</u>
Investment CD	0.00	0.00	Equipment Leases	132,053.98	93,645.01
			Contributions in Aid	6,110,993.77	6,109,193.28
Total Assets	<u><u>31,451,319.65</u></u>	<u><u>31,053,710.01</u></u>	Total Equity Capital and Liabilities	<u><u>31,451,319.65</u></u>	<u><u>31,053,710.01</u></u>

**AUBURN WATER DISTRICT
OPERATING STATEMENT - TRUSTEES' REPORT
FOUR MONTHS ENDED APRIL 30, 2026**

	April	2026	Y-T-D April 2026		
	YTD - 2025	BUDGET	ACTUAL	BUDGET	Variance
<u>REVENUES:</u>					
Water Sales	\$967,336	\$3,034,720	\$933,801	\$986,590	-\$52,789
Rent income	22,984	72,000	48,623	24,000	\$24,623
Interest Income	12,251	40,000	12,716	13,333	-\$618
Mdse. & Jobbing - NET	(9,518)	53,600	-3,943	17,867	-\$21,810
Public Fire Protection	408,891	850,720	425,246	283,573	\$141,673
Private Fire Prot.	157,997	496,080	158,753	165,360	-\$6,607
Misc. Op. Revenue	47,583	184,601	70,747	61,534	\$9,213
TOTAL REVENUES	1,607,523	4,731,721	\$1,645,942	\$1,552,257	\$93,685
				75%	
<u>EXPENSES:</u>					
Payroll	422,315	1,389,030	\$405,546	\$475,888	-\$70,342
Treatment:					
UV Treatment Plant	152,863	579,750	\$128,543	\$193,250	-\$64,707
Chloramine Facility	3,649	12,800	\$2,481	\$4,267	-\$1,786
Laboratory	2,988	35,500	\$4,892	\$11,833	-\$6,942
Trans & Dist & Other Maint:					
Maint of Mains	44,511	140,000	\$50,739	\$46,667	\$4,072
Dist System	41,550	168,639	59,798	\$56,213	\$3,585
Other	436	23,000	\$3,950	\$7,667	-\$3,717
Administration:					
Employee Benefits	169,186	652,857	\$152,095	\$217,619	-\$65,524
Legal & Accounting	12,943	50,000	\$7,959	\$16,667	-\$8,707
Customer Billing	9,836	68,000	\$17,994	\$22,667	-\$4,673
Insurances	28,424	84,410	\$34,498	\$28,137	\$6,361
Other	29,299	77,452	\$45,614	\$25,817	\$19,796
Vehicles	28,999	144,000	\$30,121	\$48,000	-\$17,879
Gull Management	21,107	72,000	\$25,224	\$24,000	\$1,224
Lake Auburn Watershed	35,376	142,000	\$29,774	\$47,333	-\$17,559
SUB-TOTAL	1,003,481	3,639,438	\$999,227	\$1,226,024	-\$226,797
				75%	
Interest	50,325	197,362	\$37,924	\$65,787	-\$27,864
TOTAL EXPENSES	1,053,807	3,836,800	\$1,037,151	\$1,291,812	-\$254,661
Bonds - Principal Payments	114,939	864,553	\$156,178	\$156,178	\$0
SURPLUS FROM OPERATIONS	438,777	30,368	\$880,973	\$104,267	\$348,346

Non-Cash Items:

Depreciation - 1403-000	\$244,000
Loss on Disposal of Assets	\$0
Fire Revenue Timing	\$0
Sub - Total Non-Cash	\$244,000
Income Statement - Bottom Line	\$364,791

AUBURN WATER - FINANCIAL INFORMATION

Water Revenue - Metered Sales - Versus Prior Year						
Month	2026	2025	MTD Change	%	YTD Change	%
January	\$240,709.30	\$246,826.80	(\$6,117.50)	-2.48%	(\$6,117.50)	-2.48%
February	\$217,209.70	\$238,634.53	(\$21,424.83)	-8.98%	(\$27,542.33)	-5.67%
March	\$224,610.00	\$228,211.83	(\$3,601.83)	-1.58%	(\$31,144.16)	-4.36%
April	\$251,272.00	\$253,662.84	(\$2,390.84)	-0.94%	(\$33,535.00)	-3.47%
May	\$219,136.00	\$219,136.00	(\$219,136.00)	-100.00%	(\$252,671.00)	-21.30%
June	\$228,923.00	\$228,923.00	(\$228,923.00)	-100.00%	(\$481,594.00)	-34.03%
July	\$269,509.00	\$269,509.00	(\$269,509.00)	-100.00%	(\$751,103.00)	-44.58%
August	\$262,241.00	\$262,241.00	(\$262,241.00)	-100.00%	(\$1,013,344.00)	-52.04%
September	\$262,468.00	\$262,468.00	(\$262,468.00)	-100.00%	(\$1,275,812.00)	-57.74%
October	\$293,742.00	\$293,742.00	(\$293,742.00)	-100.00%	(\$1,569,554.00)	-62.70%
November	\$252,217.28	\$252,217.28	(\$252,217.28)	-100.00%	(\$1,821,771.28)	-66.11%
December	\$228,431.07	\$228,431.07	(\$228,431.07)	-100.00%	(\$2,050,202.35)	-68.71%
	\$933,801.00	\$2,984,003.35				

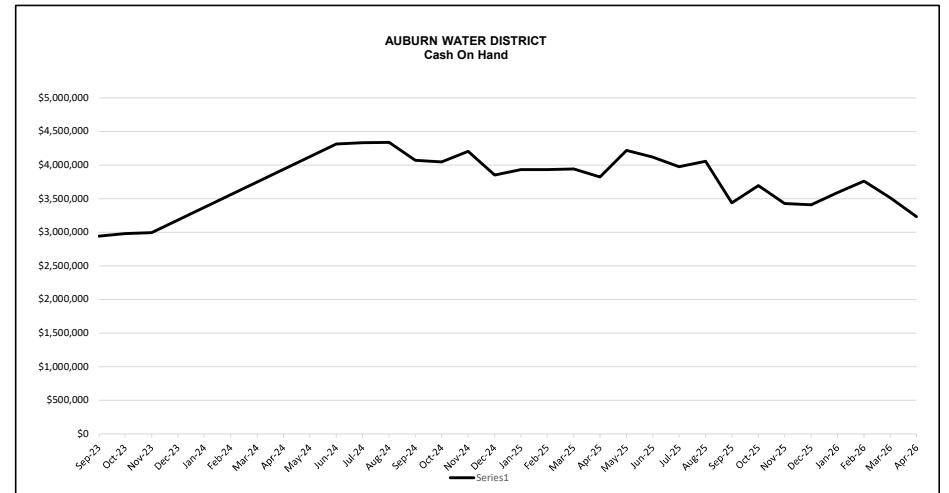
Water Revenue - Metered Sales - Versus Budget						
Month	2026	BUDGET	MTD Change	%	YTD Change	%
January	\$240,709.30	\$242,940.38	(\$2,231.08)	-0.92%	(\$2,231.08)	-0.92%
February	\$217,209.70	\$240,789.38	(\$23,579.68)	-9.79%	(\$25,810.75)	-5.34%
March	\$224,610.00	\$231,570.36	(\$6,960.36)	-3.01%	(\$32,771.11)	-4.58%
April	\$251,272.00	\$276,332.02	(\$25,060.02)	-9.07%	(\$57,831.13)	-5.83%
May	\$0.00	\$225,291.01	(\$225,291.01)	-100.00%	(\$283,122.14)	-23.27%
June	\$0.00	\$231,777.86	(\$231,777.86)	-100.00%	(\$514,899.99)	-35.54%
July	\$0.00	\$292,879.28	(\$292,879.28)	-100.00%	(\$807,779.27)	-46.38%
August	\$0.00	\$251,931.91	(\$251,931.91)	-100.00%	(\$1,059,711.18)	-53.16%
September	\$0.00	\$269,887.06	(\$269,887.06)	-100.00%	(\$1,329,598.25)	-58.74%
October	\$0.00	\$296,078.72	(\$296,078.72)	-100.00%	(\$1,625,676.97)	-63.52%
November	\$0.00	\$253,016.62	(\$253,016.62)	-100.00%	(\$1,878,693.58)	-66.80%
December	\$0.00	\$222,225.42	(\$222,225.42)	-100.00%	(\$2,100,919.00)	-69.23%

Water Gallons Sold - Metered						
Month	2026	2025	MTD Change	%	YTD Change	%
January	49,422,915	47,499,496	1,923,419	4.05%	1,923,419	4.05%
February	50,868,896	52,184,968	(1,316,072)	-2.52%	607,347	0.61%
March	48,088,394	49,229,620	(1,141,226)	-2.32%	(533,879)	-0.36%
April	51,871,283	49,452,524.00	2,418,759	5%	1,884,880	1%
May		45,932,436	(45,932,436)	-100.00%	(44,047,556)	-18.03%
June		49,744,244	(49,744,244)	-100.00%	(93,791,800)	-31.90%
July		54,040,008	(54,040,008)	-100.00%	(147,831,808)	-42.47%
August		51,483,344	(51,483,344)	-100.00%	(199,315,152)	-49.88%
September		59,792,876	(59,792,876)	-100.00%	(259,108,028)	-56.41%
October		61,751,140	(61,751,140)	-100.00%	(320,859,168)	-61.57%
November		55,072,248	(55,072,248)	-100.00%	(375,931,416)	-65.25%
December		44,676,546	(44,676,546)	-100.00%	(420,607,962)	-67.75%
	200,251,488	620,859,450				

Water Gross Payroll versus Budget						
Month	2026	Budget	MTD Change	%	YTD Change	%
January	\$85,784.00	\$108,829.50	(\$23,045.50)	-21.18%	(\$23,045.50)	-21.18%
February	\$99,145.00	\$92,349.23	\$6,795.77	7.36%	(\$16,249.73)	-8.08%
March	\$105,097.00	\$138,668.65	(\$33,571.65)	-24.21%	(\$49,821.38)	-14.66%
April	\$115,430.00	\$136,040.82	(\$20,610.82)	-15.15%	(\$70,432.21)	-14.80%
May	\$0.00	\$91,208.85	(\$91,208.85)	-100.00%	(\$161,641.06)	-28.50%
June	\$0.00	\$100,494.15	(\$100,494.15)	-100.00%	(\$262,135.21)	-39.27%
July	\$0.00	\$131,813.98	(\$131,813.98)	-100.00%	(\$393,949.19)	-49.28%
August	\$0.00	\$109,078.54	(\$109,078.54)	-100.00%	(\$503,027.73)	-55.37%
September	\$0.00	\$104,941.85	(\$104,941.85)	-100.00%	(\$607,969.58)	-59.99%
October	\$0.00	\$109,762.54	(\$109,762.54)	-100.00%	(\$717,732.12)	-63.90%
November	\$0.00	\$108,306.64	(\$108,306.64)	-100.00%	(\$826,038.76)	-67.08%
December	\$0.00	\$157,535.60	(\$157,535.60)	-100.00%	(\$983,574.36)	-70.81%

Water Total Capital Expenditures versus Budget			
Capital Projects - 2026	*Budget	*YTD Actual	Variance
Crew Truck - Water	\$60,000		60,000.00
Equipment Trailer	\$25,000	\$23,629.50	1,370.50
Meter department tools	\$3,000	\$3,045.65	(45.65)
Conduit Bender	\$5,500	\$2,670.50	2,829.50
North Auburn Dam SCADA	\$4,400	\$4,369.01	30.99
Townsend Brook Scada	\$4,400	\$1,810.82	2,589.18
Lab	\$5,000		5,000.00
Plant Operations	\$86,100	\$2,490.87	83,609.13
Lab Service Visit	\$5,175		5,175.00
Lab Intake Inspection and Cleaning	\$2,448		2,447.50
Fixed Asset Software	\$7,500		7,500.00
Office improvements	\$5,000		\$5,000
4 Computers, I-pad	\$3,600	\$1,758	1,842.09
Excavator	\$65,437	\$65,437	-
Equipment Total	\$282,559	\$105,210.76	177,348.24
2026 Main Replacements	\$515,000	\$1,846	513,154.17
2026 Paving Projects	\$66,000	\$14,683	51,316.95
2026 Meter Conversion	\$2,667,355		2,667,355.00
Lakeshore Drive	\$750,000	72,043	677,956.78
Taylor Pond Meter Pit	\$20,000	\$10,318.45	9,681.55
Lake Auburn Water Supply Study	\$49,700	\$46,397.00	3,303.00
Facilities Study	\$13,750		\$13,750.00
Projects Total (includes benefit costs on labor)	\$4,081,805	\$159,038	3,922,767.45
Grand Total	\$4,364,364	\$264,248	\$4,100,116

AUBURN WATER DISTRICT CUSTOMER ACCOUNTS RECEIVABLE								
Aging	Current	30 day	60 day	90 day	120 day	Finance Chgs	Other	Totals
April	\$ 290,898	\$ 20,366	\$ 2,864	\$ 7,098	\$ 9,374	\$ -	\$ -	\$ 330,599.32
March	188,447.17	20,816.00	4,096.99	1,966.74	8,774.72	-	-	224,101.62
February	163,145.04	23,851.56	5,778.72	1,172.78	15,635.14	-	-	209,583.24
January	202,489.08	38,575.76	6,270.76	(448.37)	19,627.61	-	-	266,514.84



**Auburn Water District
Accounts Payable Check Register
April 1, 2026 thru April 30, 2026**

<u>Check</u>	<u>Date</u>	<u>Per</u>	<u>Vendor</u>	<u>Inv Date</u>	<u>Reference</u>	<u>Amount</u>
23036	4/16/2026	4	Derek Thone	11/30/2025		-30.00
					Void & Credit Chk 23036 Telephone - Treatment	
						<u>-30.00</u>
23492	4/1/2026	4	Jared Lucas	4/1/2026		735.70
					Payroll Chk For Ret'd ACH Cash - Androscoggin Bank	
						<u>735.70</u>
23493	4/3/2026	3	Amazon.Com Sales Inc	3/16/2026		4.98
					A/R - Auburn Sewer	
23493	4/3/2026	3	Amazon.Com Sales Inc	3/30/2026		5.53
					Surge Protector North Auburn Dam Scada	
23493	4/3/2026	3	Amazon.Com Sales Inc	3/30/2026		17.54
					Mouse Pads, etc Supplies - A&G - Office	
23493	4/3/2026	3	Amazon.Com Sales Inc	3/30/2026		17.54
					Mouse Pads, etc A/R - Auburn Sewer	
23493	4/3/2026	3	Amazon.Com Sales Inc	3/30/2026		5.53
					Surge Protector Townsend Brook SCADA	
23493	4/3/2026	3	Amazon.Com Sales Inc	3/30/2026		11.06
					Surge Protector A/R - Lewiston	
23493	4/3/2026	3	Amazon.Com Sales Inc	3/16/2026		21.84
					Memory Cards/Mtr Dept Supplies - T&D - Ops	
23493	4/3/2026	3	Amazon.Com Sales Inc	3/16/2026		4.98
					Candy Misc Expense-A&G Office	
23493	4/3/2026	3	Amazon.Com Sales Inc	3/16/2026		25.00
					Marking Sticks A/R - Auburn Sewer	
23493	4/3/2026	3	Amazon.Com Sales Inc	3/16/2026		2.99
					Rubber bands Supplies - A&G - Office	
23493	4/3/2026	3	Amazon.Com Sales Inc	3/16/2026		24.99
					Marking Sticks Supplies - T&D - Ops	
23493	4/3/2026	3	Amazon.Com Sales Inc	3/16/2026		2.99
					Rubber bands A/R - Auburn Sewer	
						<u>144.97</u>

**Auburn Water District
Accounts Payable Check Register
April 1, 2026 thru April 30, 2026**

<u>Check</u>	<u>Date</u>	<u>Per</u>	<u>Vendor</u>	<u>Inv Date</u>	<u>Reference</u>	<u>Amount</u>
23494	4/3/2026	3	Sullivan Associates	3/20/2026		1,622.32
					Level Transmitter/Transduce North Auburn Dam Scada	
23494	4/3/2026	3	Sullivan Associates	3/20/2026		1,622.32
					Level Transmitter/Transduce A/R - Lewiston	
23495	4/3/2026	4	Michael Broadbent	4/1/2026		<u>3,244.64</u> 175.00
					A/R - Auburn Sewer	
23495	4/3/2026	4	Michael Broadbent	4/1/2026		175.00
					Mileage Misc Expense-T&D Ops	
23496	4/3/2026	3	OTS Leasing	3/28/2025		<u>350.00</u> 191.84
					Copier Lease & overages Misc Expense-A&G Office	
23496	4/3/2026	3	OTS Leasing	3/28/2025		191.84
					A/R - Auburn Sewer	
23497	4/3/2026	3	Coastal Auto Parts	3/31/2026		<u>383.68</u> 63.66
					Shop Supplies Supplies - T&D - Ops	
23497	4/3/2026	3	Coastal Auto Parts	3/31/2026		63.67
					A/R - Auburn Sewer	
23498	4/3/2026	4	Constellation NewEnergy, Inc	3/25/2026		<u>127.33</u> 10,013.42
					Pumping Station Rd Accrued Power	
23499	4/3/2026	3	The Computer Place	3/23/2026		<u>10,013.42</u> 82.50
					A/R - Auburn Sewer	
23499	4/3/2026	3	The Computer Place	3/23/2026		83.49
					IT Support Outside Services - A&G	
23499	4/3/2026	3	The Computer Place	3/23/2026		83.50
					A/R - Auburn Sewer	
23499	4/3/2026	4	The Computer Place	4/1/2026		149.60
					IT Support A/R - Lewiston	
23499	4/3/2026	3	The Computer Place	3/23/2026		82.50
					IT Support Outside Services - A&G	

**Auburn Water District
Accounts Payable Check Register
April 1, 2026 thru April 30, 2026**

<u>Check</u>	<u>Date</u>	<u>Per</u>	<u>Vendor</u>	<u>Inv Date</u>	<u>Reference</u>	<u>Amount</u>
23499	4/3/2026	3	The Computer Place	3/27/2026	IT Support Outside Services - A&G	82.50
23499	4/3/2026	4	The Computer Place	4/1/2026	Outside Services - A&G	571.95
23499	4/3/2026	4	The Computer Place	4/1/2026	A/R - Auburn Sewer	571.95
23500	4/30/2026	4	Christopher Curtis	3/30/2026	Void & Credit Chk 23500 A/R - Lewiston	<u>1,707.99</u> -39.47
23500	4/3/2026	3	Christopher Curtis	3/30/2026	Coffee & Donuts for Training UV Treatment Plant - O&M	39.46
23500	4/3/2026	3	Christopher Curtis	3/30/2026	Coffee & Donuts for Training A/R - Lewiston	39.47
23500	4/30/2026	4	Christopher Curtis	3/30/2026	Void & Credit Chk 23500 UV Treatment Plant - O&M	-39.46
23501	4/3/2026	4	Dig Safe System, Inc.	4/1/2026	A/R - Auburn Sewer	<u>0.00</u> 328.80
23501	4/3/2026	4	Dig Safe System, Inc.	4/1/2026	April OPS Misc Expense-Mains	328.80
23502	4/3/2026	3	Frederick Bros Oil & Propane	3/25/2026	UV Propane Propane Exp - UV	<u>657.60</u> 66.72
23502	4/3/2026	3	Frederick Bros Oil & Propane	3/19/2026	Propane-UV A/R - Lewiston	1,179.54
23502	4/3/2026	3	Frederick Bros Oil & Propane	3/19/2026	Propane-UV UV Treatment Plant - O&M	1,179.53
23502	4/3/2026	3	Frederick Bros Oil & Propane	3/25/2026	A/R - Lewiston	66.72
23502	4/3/2026	3	Frederick Bros Oil & Propane	3/25/2026	A/R - Lewiston	420.04

**Auburn Water District
Accounts Payable Check Register
April 1, 2026 thru April 30, 2026**

<u>Check</u>	<u>Date</u>	<u>Per</u>	<u>Vendor</u>	<u>Inv Date</u>	<u>Reference</u>	<u>Amount</u>
23502	4/3/2026	3	Frederick Bros Oil & Propane	3/25/2026		420.04
					UV Propane Propane Exp - UV	
23502	4/3/2026	3	Frederick Bros Oil & Propane	3/25/2026		253.67
					UV Propane Propane Exp - UV	
23502	4/3/2026	3	Frederick Bros Oil & Propane	3/25/2026		253.68
					A/R - Lewiston	
						<u>3,839.94</u>
23503	4/3/2026	3	General Alum New England C	3/12/2026		13,511.98
					Aqua aide Chemical Expense	
						<u>13,511.98</u>
23504	4/3/2026	3	Hach Company	3/19/2026		428.00
					Ammonia Chemkey UV Treatment Plant - O&M	
23504	4/3/2026	3	Hach Company	3/19/2026		428.00
					Ammonia Chemkey A/R - Lewiston	
23504	4/3/2026	3	Hach Company	3/20/2026		2,490.88
					(2) Portable Colorimeters A/R - Lewiston	
23504	4/3/2026	3	Hach Company	3/20/2026		2,490.87
					(2) Portable Colorimeters 2026 Plant Operations Equip	
						<u>5,837.75</u>
23505	4/3/2026	3	Harcros Chemicals, Inc.	3/17/2026		1,362.55
					Sod Hypo Chemical Expense	
23505	4/3/2026	3	Harcros Chemicals, Inc.	3/17/2026		7,786.00
					Sod Hypo Chemical Expense	
						<u>9,148.55</u>
23506	4/3/2026	3	HR Distributors, Inc	3/27/2026		74.99
					Electrical Connectors Supplies - T&D - Ops	
23506	4/3/2026	3	HR Distributors, Inc	3/27/2026		74.99
					Electrical Connectors A/R - Auburn Sewer	
						<u>149.98</u>
23507	4/3/2026	4	Kimberly Jalbert	4/2/2026		124.32
					Health Ins Credit Employee Benefits	
23507	4/3/2026	4	Kimberly Jalbert	4/2/2026		124.32
					Health Ins Credit A/R - Auburn Sewer	

**Auburn Water District
Accounts Payable Check Register
April 1, 2026 thru April 30, 2026**

<u>Check</u>	<u>Date</u>	<u>Per</u>	<u>Vendor</u>	<u>Inv Date</u>	<u>Reference</u>	<u>Amount</u>
23508	4/3/2026	4	Lake Auburn Watershed Com	4/1/2026		<u>248.64</u>
					April Pymt Watershed Expenses	11,833.34
						<u>11,833.34</u>
23509	4/3/2026	3	Maine Rural Water Assoc.	3/31/2026		75.00
					Lien on Us - Zoom Employee Training	
23509	4/3/2026	3	Maine Rural Water Assoc.	3/31/2026		75.00
					Lien on Us - Zoom A/R - Auburn Sewer	
23509	4/3/2026	3	Maine Rural Water Assoc.	3/31/2026		360.00
					Confined Space Training Employee Training	
23509	4/3/2026	3	Maine Rural Water Assoc.	3/31/2026		120.00
					Confined Space Training A/R - Auburn Sewer	
						<u>630.00</u>
23510	4/3/2026	3	Minuteman Press South Portla	3/17/2026		54.75
					A/R - Auburn Sewer	
23510	4/3/2026	3	Minuteman Press South Portla	3/17/2026		266.50
					Wtr Purchase Orders Supplies - A&G - Office	
23510	4/3/2026	3	Minuteman Press South Portla	3/17/2026		54.75
					Inventory Cards Supplies - A&G - Office	
						<u>376.00</u>
23511	4/3/2026	3	Muni-Link LLC	3/24/2026		13.47
					Auto Calls Misc Expense-Mains	
23511	4/3/2026	3	Muni-Link LLC	3/24/2026		13.47
					Auto Calls A/R - Auburn Sewer	
						<u>26.94</u>
23512	4/3/2026	3	Northeast Electrical	3/18/2026		43.48
					A/R - Auburn Sewer	
23512	4/3/2026	3	Northeast Electrical	3/18/2026		43.47
					Trk 36 Misc Supplies Supplies - T&D - Ops	
						<u>86.95</u>
23513	4/3/2026	3	Northeast Safety Inc	3/20/2026		632.32
					Flaggers-East Bates/Center Outside Services - Mains	
						<u>632.32</u>

**Auburn Water District
Accounts Payable Check Register
April 1, 2026 thru April 30, 2026**

<u>Check</u>	<u>Date</u>	<u>Per</u>	<u>Vendor</u>	<u>Inv Date</u>	<u>Reference</u>	<u>Amount</u>
23514	4/3/2026	3	Petro's Ace Hardware	3/31/2026		12.28
					Hardware, paint A/R - Auburn Sewer	
23514	4/3/2026	3	Petro's Ace Hardware	3/30/2026		31.99
					grade stakes Supplies - T&D - Ops	
23514	4/3/2026	3	Petro's Ace Hardware	3/30/2026		31.99
					A/R - Auburn Sewer	
23514	4/3/2026	3	Petro's Ace Hardware	3/31/2026		12.28
					Hardware, paint Supplies - T&D - Ops	
						<u>88.54</u>
23515	4/3/2026	3	E.J. Prescott, Inc.	3/19/2026		2,693.08
					stock Inventory	
23515	4/3/2026	3	E.J. Prescott, Inc.	3/19/2026		2,189.46
					stock Inventory	
23515	4/3/2026	3	E.J. Prescott, Inc.	3/19/2026		3,778.84
					stock Inventory	
23515	4/3/2026	3	E.J. Prescott, Inc.	3/26/2026		280.38
					stock Inventory	
23515	4/3/2026	3	E.J. Prescott, Inc.	3/19/2026		161.00
					stock Inventory	
23515	4/3/2026	3	E.J. Prescott, Inc.	3/26/2026		90.64
					stock Inventory	
						<u>9,193.40</u>
23516	4/3/2026	3	Rent-It Of Maine, Inc.	3/23/2026		1,402.50
					Excavator-Coburn Supplies - Mains	
						<u>1,402.50</u>
23517	4/3/2026	4	Pitney Bowes-Reserve Account	4/3/2026		300.00
					A/R - Auburn Sewer	
23517	4/3/2026	4	Pitney Bowes-Reserve Account	4/3/2026		200.00
					A/R - Auburn Sewer	
23517	4/3/2026	4	Pitney Bowes-Reserve Account	4/3/2026		200.00
					Misc Expense-A&G Office	

**Auburn Water District
Accounts Payable Check Register
April 1, 2026 thru April 30, 2026**

<u>Check</u>	<u>Date</u>	<u>Per</u>	<u>Vendor</u>	<u>Inv Date</u>	<u>Reference</u>	<u>Amount</u>
23517	4/3/2026	4	Pitney Bowes-Reserve Accou	4/3/2026	Replenish Acct# 29124138 Misc Expense-Billing	300.00
						<u>1,000.00</u>
23518	4/3/2026	3	Service Tire Truck Centers	3/30/2026	Tire Repair Truck #52 (2025 FRGH VacC	89.00
						<u>89.00</u>
23519	4/3/2026	3	Unifirst Corp	3/25/2026	Rug Maint UV Treatment Plant - O&M	169.38
23519	4/3/2026	3	Unifirst Corp	3/25/2026	A/R - Lewiston	169.39
						<u>338.77</u>
23520	4/3/2026	3	U.S. Cellular	3/16/2026	March Bill Telephone - Treatment	30.00
23520	4/3/2026	3	U.S. Cellular	3/16/2026	A/R - Auburn Sewer	354.17
23520	4/3/2026	3	U.S. Cellular	3/16/2026	Watershed Expenses	38.99
23520	4/3/2026	3	U.S. Cellular	3/16/2026	Misc Expense-T&D Ops	354.16
23520	4/3/2026	3	U.S. Cellular	3/16/2026	A/R - Lewiston	11.18
23520	4/3/2026	3	U.S. Cellular	3/16/2026	A/R - Lewiston	27.13
						<u>815.63</u>
23521	4/3/2026	3	Voyager Networks New Engl	4/1/2026	Answering Service-March A/R - Auburn Sewer	132.78
23521	4/3/2026	3	Voyager Networks New Engl	4/1/2026	Answering Service-March Misc Expense-A&G Office	132.77
						<u>265.55</u>
23522	4/10/2026	4	Paradise Residential Services	4/10/2026	Refund Tenant Dep Balance A/R - Customers Accts Rec	108.94
						<u>108.94</u>

**Auburn Water District
Accounts Payable Check Register
April 1, 2026 thru April 30, 2026**

<u>Check</u>	<u>Date</u>	<u>Per</u>	<u>Vendor</u>	<u>Inv Date</u>	<u>Reference</u>	<u>Amount</u>
23523	4/10/2026	4	Vincent Kena	4/10/2026		70.28
					Refund Tenant Dep Balance A/R - Customers Accts Rec	
						<u>70.28</u>
23524	4/10/2026	4	The Computer Place	4/2/2026		20.62
					IT Support Outside Services - A&G	
23524	4/10/2026	3	The Computer Place	3/30/2026		41.25
					A/R - Auburn Sewer	
23524	4/10/2026	3	The Computer Place	3/30/2026		41.25
					IT Support Outside Services - A&G	
23524	4/10/2026	4	The Computer Place	4/1/2026		20.62
					IT Support Outside Services - A&G	
23524	4/10/2026	4	The Computer Place	4/1/2026		20.63
					A/R - Auburn Sewer	
23524	4/10/2026	4	The Computer Place	4/2/2026		20.63
					A/R - Auburn Sewer	
						<u>165.00</u>
23525	4/10/2026	3	Home Depot Credit Services	3/26/2026		1.99
					Water Level Sensor UV Treatment Plant - O&M	
23525	4/10/2026	3	Home Depot Credit Services	3/26/2026		328.73
					Meter Dept - Tools 2026 Meter Department Tool	
23525	4/10/2026	3	Home Depot Credit Services	3/26/2026		202.53
					Supplies - Meter Dept Supplies - T&D - Ops	
23525	4/10/2026	3	Home Depot Credit Services	3/26/2026		1.99
					Water Level Sensor A/R - Lewiston	
23525	4/10/2026	3	Home Depot Credit Services	3/26/2026		114.50
					Office Microwave A/R - Auburn Sewer	
23525	4/10/2026	3	Home Depot Credit Services	3/26/2026		114.50
					Office Microwave Supplies - A&G - Office	
						<u>764.24</u>
23526	4/10/2026	4	Phoebe Hopkins	3/27/2026		138.69
					March Mileage, Toll, Meals Watershed Expenses	
						<u>138.69</u>

**Auburn Water District
Accounts Payable Check Register
April 1, 2026 thru April 30, 2026**

<u>Check</u>	<u>Date</u>	<u>Per</u>	<u>Vendor</u>	<u>Inv Date</u>	<u>Reference</u>	<u>Amount</u>
23527	4/10/2026	4	Robert Larue	4/7/2026	Mileage - Training Class Misc Expense-T&D Ops	30.45
						<u>30.45</u>
23528	4/10/2026	4	Lilit Mathieu	3/17/2026	March Mileage, Misc Watershed Expenses	110.15
						<u>110.15</u>
23529	4/10/2026	3	Ness Oil Co.	3/31/2026	TRUCK #36 (2013 Ford F150	151.70
						<u>110.15</u>
23529	4/10/2026	3	Ness Oil Co.	3/31/2026	TRUCK #51 (2022 FORD 1-1	480.71
						<u>110.15</u>
23529	4/10/2026	3	Ness Oil Co.	3/31/2026	TRUCK #39 (2015 FORD F2	453.51
						<u>110.15</u>
23529	4/10/2026	3	Ness Oil Co.	3/31/2026	TRUCK #48 (2020 CHEVY C	99.26
						<u>110.15</u>
23529	4/10/2026	3	Ness Oil Co.	3/31/2026	A/R - Auburn Sewer	134.53
						<u>110.15</u>
23529	4/10/2026	3	Ness Oil Co.	3/31/2026	March Fuel TRUCK #47 (2019 FORD 3/4	820.08
						<u>110.15</u>
23529	4/10/2026	3	Ness Oil Co.	3/31/2026	Truck 56 (2025)Chevy Silver	138.79
						<u>110.15</u>
23529	4/10/2026	3	Ness Oil Co.	3/31/2026	A/R - Auburn Sewer	82.80
						<u>110.15</u>
23529	4/10/2026	3	Ness Oil Co.	3/31/2026	TRUCK #41 (2016 CHVY SIL	793.47
						<u>110.15</u>
23529	4/10/2026	3	Ness Oil Co.	3/31/2026	Truck #52 (2025 FRGH VacC	108.21
						<u>110.15</u>
23529	4/10/2026	3	Ness Oil Co.	3/31/2026	Truck #53 (2024 Ford F150)	365.96
						<u>110.15</u>
23529	4/10/2026	3	Ness Oil Co.	3/31/2026	TRUCK #42 (2006 Volvo)	

**Auburn Water District
Accounts Payable Check Register
April 1, 2026 thru April 30, 2026**

<u>Check</u>	<u>Date</u>	<u>Per</u>	<u>Vendor</u>	<u>Inv Date</u>	<u>Reference</u>	<u>Amount</u>
23529	4/10/2026	3	Ness Oil Co.	3/31/2026		204.26
					TRUCK #45 (2019 CHVY SIL	
						<u>3,971.83</u>
23531	4/10/2026	3	United Way Of Western Main	3/26/2026	Campaign 2025 United Way	130.00
						<u>130.00</u>
23532	4/10/2026	4	UNITIL ME	3/31/2026	Court St Supplies - T&D - Ops	938.29
23532	4/10/2026	4	UNITIL ME	3/31/2026	Pump House Supplies - T&D - Ops	81.63
23532	4/10/2026	4	UNITIL ME	3/31/2026	A/R - Auburn Sewer	938.29
						<u>1,958.21</u>
23533	4/10/2026	4	Wright-Pierce	4/7/2026	Services thru 032726 A/R - Lewiston	7,180.82
23533	4/10/2026	4	Wright-Pierce	4/7/2026	Services thru 032726 2025 Lake Shore Dr Culvert	7,180.82
						<u>14,361.64</u>
23534	4/17/2026	4	Paradise Residential Services	4/17/2026	Refund Tenant Dep Bal A/R - Customers Accts Rec	2.50
						<u>2.50</u>
23535	4/17/2026	4	New England Truck Tire Cent	4/17/2026	Refund Credit Bal A/R - Customers Accts Rec	77.87
						<u>77.87</u>
23536	4/17/2026	4	Androscoggin Registry Of	4/17/2026	Water Liens Misc Expense-Collections	50.00
						<u>50.00</u>
23537	4/17/2026	4	Batteries Plus Bulbs-Portland	3/27/2026	UV Batteries A/R - Lewiston	202.40
23537	4/17/2026	4	Batteries Plus Bulbs-Portland	3/27/2026	UV Batteries UV Treatment Plant - O&M	202.40
						<u>404.80</u>
23538	4/17/2026	4	CDM Smith Inc	4/15/2026	Services thru 032126 A/R - Lewiston	5,550.00

**Auburn Water District
Accounts Payable Check Register
April 1, 2026 thru April 30, 2026**

<u>Check</u>	<u>Date</u>	<u>Per</u>	<u>Vendor</u>	<u>Inv Date</u>	<u>Reference</u>	<u>Amount</u>
23538	4/17/2026	4	CDM Smith Inc	4/15/2026	Services thru 032126 2025 Lake Auburn Water Suj	5,550.00
						<u>11,100.00</u>
23539	4/17/2026	4	Charter Communications	4/6/2026	A/R - Auburn Sewer	85.00
23539	4/17/2026	4	Charter Communications	4/6/2026	Court St Internet Telephone-A&G Office	85.00
23540	4/17/2026	4	The Computer Place	4/9/2026	IT Support Outside Services - A&G	<u>170.00</u> 41.25
23540	4/17/2026	4	The Computer Place	4/9/2026	A/R - Auburn Sewer	41.25
23540	4/17/2026	4	The Computer Place	4/9/2026	A/R - Auburn Sewer	41.25
23540	4/17/2026	4	The Computer Place	4/9/2026	IT Support Outside Services - A&G	41.25
23541	4/17/2026	3	Eurofins Drinking Water &	3/31/2026	March Testing Outside Services - Lab Tests	<u>165.00</u> 380.00
23541	4/17/2026	4	Eurofins Drinking Water &	4/11/2026	Testing Outside Services - Lab Tests	20.00
23542	4/17/2026	3	Firesafe Equipment, Inc.	3/26/2026	Inspect & Service Fire Ext A/R - Lewiston	<u>400.00</u> 98.50
23542	4/17/2026	3	Firesafe Equipment, Inc.	3/26/2026	Inspect & Service Fire Ext Outside Services - T&D - Op:	252.35
23542	4/17/2026	3	Firesafe Equipment, Inc.	3/26/2026	A/R - Auburn Sewer	252.35
23542	4/17/2026	3	Firesafe Equipment, Inc.	3/26/2026	A/R - Auburn Sewer	3.50
23542	4/17/2026	3	Firesafe Equipment, Inc.	3/26/2026	Inspect & Service Fire Ext Outside Services - T&D - Op:	3.50

**Auburn Water District
Accounts Payable Check Register
April 1, 2026 thru April 30, 2026**

<u>Check</u>	<u>Date</u>	<u>Per</u>	<u>Vendor</u>	<u>Inv Date</u>	<u>Reference</u>	<u>Amount</u>
23542	4/17/2026	3	Firesafe Equipment, Inc.	3/26/2026		98.50
					Inspect & Service Fire Ext UV Treatment Plant - O&M	
						<u>708.70</u>
23543	4/17/2026	4	FirstLight	4/1/2026		83.92
					A/R - Auburn Sewer	
23543	4/17/2026	4	FirstLight	4/1/2026		160.56
					A/R - Lewiston	
23543	4/17/2026	4	FirstLight	4/1/2026		62.50
					A/R - Lewiston	
23543	4/17/2026	4	FirstLight	4/1/2026		160.56
					Telephone - Treatment	
23543	4/17/2026	4	FirstLight	4/1/2026		62.50
					UV Treatment Plant - O&M	
23543	4/17/2026	4	FirstLight	4/1/2026		62.50
					A/R - Lewiston	
23543	4/17/2026	4	FirstLight	4/1/2026		62.50
					Chloramine Facility - O&M	
23543	4/17/2026	4	FirstLight	4/1/2026		60.50
					A/R - Lewiston	
23543	4/17/2026	4	FirstLight	4/1/2026		83.92
					Telephone-A&G Office	
23543	4/17/2026	4	FirstLight	4/1/2026		60.50
					Mar Phone/Internet Telephone-A&G Office	
						<u>859.96</u>
23544	4/17/2026	4	Frederick Bros Oil & Propane	4/8/2026		493.19
					UV Propane Propane Exp - UV	
23544	4/17/2026	4	Frederick Bros Oil & Propane	4/8/2026		493.19
					A/R - Lewiston	
						<u>986.38</u>
23545	4/17/2026	4	Gilman Electrical Dist.	4/15/2026		167.40
					Timer-Boat Launch Gate Watershed Expenses	

**Auburn Water District
Accounts Payable Check Register
April 1, 2026 thru April 30, 2026**

<u>Check</u>	<u>Date</u>	<u>Per</u>	<u>Vendor</u>	<u>Inv Date</u>	<u>Reference</u>	<u>Amount</u>
23545	4/17/2026	4	Gilman Electrical Dist.	4/14/2026	Misc Supplies Supplies - T&D - Ops	16.53
23545	4/17/2026	4	Gilman Electrical Dist.	4/14/2026	Misc Supplies A/R - Auburn Sewer	16.54
23546	4/17/2026	4	Hach Company	4/9/2026	PH Probe Supplies - T&D - Ops	<u>200.47</u> 1,652.00
23546	4/17/2026	4	Hach Company	4/3/2026	Supplies UV Treatment Plant - O&M	408.12
23546	4/17/2026	4	Hach Company	4/3/2026	A/R - Lewiston	408.13
23547	4/17/2026	4	Harcros Chemicals, Inc.	4/7/2026	Sod Hypo Chemical Expense	<u>2,468.25</u> 8,046.09
23548	4/17/2026	3	Bisson Enterprises, Inc. DBA	3/31/2026	A/R - Lewiston	<u>8,046.09</u> 206.00
23548	4/17/2026	3	Bisson Enterprises, Inc. DBA	3/31/2026	Cleaning UV Treatment Plant - O&M	206.00
23548	4/17/2026	3	Bisson Enterprises, Inc. DBA	3/31/2026	A/R - Auburn Sewer	375.00
23548	4/17/2026	3	Bisson Enterprises, Inc. DBA	3/31/2026	Cleaning Outside Services - T&D - Mn	375.00
23549	4/17/2026	4	Televox Inc	3/31/2026	A/R - Auburn Sewer	<u>1,162.00</u> 57.45
23549	4/17/2026	4	Televox Inc	3/31/2026	Auto Calls Misc Expense-Collections	57.44
23550	4/17/2026	4	Zachary Pushee dba	4/4/2026	CPR Training Watershed Expenses	<u>114.89</u> 110.00
23550	4/17/2026	4	Zachary Pushee dba	4/4/2026	CPR Training Employee Training	371.25

**Auburn Water District
Accounts Payable Check Register
April 1, 2026 thru April 30, 2026**

<u>Check</u>	<u>Date</u>	<u>Per</u>	<u>Vendor</u>	<u>Inv Date</u>	<u>Reference</u>	<u>Amount</u>
23550	4/17/2026	4	Zachary Pushee dba	4/4/2026	CPR Training A/R - Auburn Sewer	371.25
23550	4/17/2026	4	Zachary Pushee dba	4/4/2026	CPR Training A/R - Lewiston	27.50
23551	4/17/2026	4	Maine Municipal Assoc.	4/1/2026	Worker's Comp Insurance - Workers Comp	<u>880.00</u> 5,377.50
23552	4/17/2026	4	Muni-Link LLC	4/6/2026	Billing Outside Services - Customer	<u>5,377.50</u> 1,346.50
23552	4/17/2026	4	Muni-Link LLC	4/6/2026	A/R - Auburn Sewer	1,346.50
23553	4/17/2026	3	Murray's Truck Service	3/27/2026	Brake Work TRUCK #42 (2006 Volvo)	<u>2,693.00</u> 699.70
23554	4/17/2026	4	Danielle Olsen	3/26/2026	Mar Mileage, Tolls, Etc A/R - Lewiston	<u>699.70</u> 122.22
23554	4/17/2026	4	Danielle Olsen	3/26/2026	Mar Mileage, Tolls, Etc UV Treatment Plant - O&M	122.22
23555	4/17/2026	4	Omni Services, Inc.	4/3/2026	Hose for Backhoe A/R - Auburn Sewer	<u>244.44</u> 82.51
23555	4/17/2026	4	Omni Services, Inc.	4/3/2026	Hose for Backhoe Equipment Maintenance	82.51
23556	4/17/2026	4	YSI Inc, A Xylem Brand	5/2/2026	PH Sensor Module Kit UV Treatment Plant - O&M	<u>165.02</u> 135.00
23556	4/17/2026	4	YSI Inc, A Xylem Brand	5/2/2026	PH Sensor Module Kit A/R - Lewiston	135.00
23557	4/17/2026	4	Pine Tree Waste	4/1/2026	Bulk Waste Outside Services - T&D - Op:	<u>270.00</u> 144.85

Auburn Water District
Accounts Payable Check Register
April 1, 2026 thru April 30, 2026


<u>Check</u>	<u>Date</u>	<u>Per</u>	<u>Vendor</u>	<u>Inv Date</u>	<u>Reference</u>	<u>Amount</u>
23557	4/17/2026	4	Pine Tree Waste	4/1/2026		144.86
					A/R - Auburn Sewer	
23557	4/17/2026	4	Pine Tree Waste	4/1/2026		79.47
					Bulk Waste UV Treatment Plant - O&M	
23557	4/17/2026	4	Pine Tree Waste	4/1/2026		79.48
					A/R - Lewiston	
						448.66
23558	4/17/2026	4	Pollardwater.com	4/8/2026		1,125.16
					FNST Diffusers 2026 Meter Department Tool	
						1,125.16
23559	4/17/2026	4	E.J. Prescott, Inc.	4/3/2026		939.12
					stock Inventory	
23559	4/17/2026	4	E.J. Prescott, Inc.	4/8/2026		446.03
					Ball Corp for Main Break Inventory	
23559	4/17/2026	4	E.J. Prescott, Inc.	4/1/2026		2,576.70
					meters Inventory	
23559	4/17/2026	4	E.J. Prescott, Inc.	4/7/2026		4,233.26
					Supplies Meter Pit Inventory	
						8,195.11
23560	4/17/2026	4	Rent-It Of Maine, Inc.	4/7/2024		864.88
					excavator rental Supplies - Mains	
						864.88
23561	4/17/2026	4	St. Lawrence & Atlantic RR C	4/2/2026		100.00
					C35643A Pipeline Misc Expense-T&D Ops	
23561	4/17/2026	4	St. Lawrence & Atlantic RR C	4/2/2026		50.00
					C34972A Pipeline Misc Expense-T&D Ops	
23561	4/17/2026	4	St. Lawrence & Atlantic RR C	4/2/2026		50.00
					C34899A Pipeline Misc Expense-T&D Ops	
						200.00
23562	4/17/2026	4	Smart Bill	4/9/2026		1,804.78
					A/R - Auburn Sewer	
23562	4/17/2026	4	Smart Bill	4/9/2026		1,804.78
					Bill Printing Outside Services - Customer	

**Auburn Water District
Accounts Payable Check Register
April 1, 2026 thru April 30, 2026**

<u>Check</u>	<u>Date</u>	<u>Per</u>	<u>Vendor</u>	<u>Inv Date</u>	<u>Reference</u>	<u>Amount</u>
23563	4/17/2026	3	Spiller's	3/31/2026		<u>3,609.56</u> 64.41
					Locating Flags Supplies - T&D - Ops	
23563	4/17/2026	3	Spiller's	3/26/2026		1,449.88
					Traffic Signs A/R - Auburn Sewer	
23563	4/17/2026	3	Spiller's	3/26/2026		1,449.87
					Traffic Signs Supplies - T&D - Ops	
23563	4/17/2026	3	Spiller's	3/31/2026		64.41
					Locating Flags A/R - Auburn Sewer	
23564	4/17/2026	4	Thayer Limited Liability Com	4/8/2026		<u>3,028.57</u> 645.00
					A/R - Auburn Sewer	
23564	4/17/2026	4	Thayer Limited Liability Com	4/8/2026		645.00
					Qtrly Maint Outside Services - Lab Tests	
23565	4/17/2026	3	Traction Heavy Duty	3/18/2026		<u>1,290.00</u> 25.50
					Axle Socket Supplies - T&D - Ops	
23565	4/17/2026	3	Traction Heavy Duty	3/18/2026		25.50
					Axle Socket A/R - Auburn Sewer	
23566	4/17/2026	5	UNUM Life Insurance	4/15/2026		<u>51.00</u> 53.15
					Life Ins-May26 A/R - Auburn Sewer	
23566	4/17/2026	5	UNUM Life Insurance	4/15/2026		180.71
					Life Ins-May26 Employee Benefits	
23567	4/17/2026	3	V W R International LLC	3/30/2026		<u>233.86</u> 309.89
					A/R - Lewiston	
23567	4/17/2026	3	V W R International LLC	3/30/2026		309.89
					Supplies UV Treatment Plant - O&M	
23567	4/17/2026	4	V W R International LLC	4/3/2026		435.57
					A/R - Lewiston	
23567	4/17/2026	4	V W R International LLC	4/7/2026		196.42
					Supplies UV Treatment Plant - O&M	

**Auburn Water District
Accounts Payable Check Register
April 1, 2026 thru April 30, 2026**

<u>Check</u>	<u>Date</u>	<u>Per</u>	<u>Vendor</u>	<u>Inv Date</u>	<u>Reference</u>	<u>Amount</u>
23567	4/17/2026	4	V W R International LLC	4/7/2026		196.43
					A/R - Lewiston	
23567	4/17/2026	4	V W R International LLC	4/6/2026		111.36
					A/R - Lewiston	
23567	4/17/2026	4	V W R International LLC	4/6/2026		111.35
					Supplies UV Treatment Plant - O&M	
23567	4/17/2026	4	V W R International LLC	4/6/2026		42.29
					A/R - Lewiston	
23567	4/17/2026	4	V W R International LLC	4/6/2026		42.29
					Supplies UV Treatment Plant - O&M	
23567	4/17/2026	4	V W R International LLC	4/3/2026		435.57
					Supplies UV Treatment Plant - O&M	
23568	4/17/2026	4	St. Mary's Health System	4/1/2026		<u>2,191.06</u> 177.00
					Pre-Employment A/R - Auburn Sewer	
23568	4/17/2026	4	St. Mary's Health System	4/1/2026		198.00
					Pre-Employment Outside Services - T&D - Op:	
						<u>375.00</u>
<u>Grand Total</u>						<u>157,519.97</u>



Memo

To: Water District Trustees
From: Michael Broadbent, Superintendent
CC: Files
Date: 5/14/2026
Re: Discussion of May Agenda Items

Water Trustees

Financial Report Highlights

Financial Update- Revenues are slightly above budget and expenses are under budget. On the revenue side, water sales are under budget due to a correction to revenue mapping in Muni-Link that was made in February. The budget column also includes a pro-rated 8% increase in rates that took effect on April 1st. Because we bill in arrears, this will not be reflected in income until May. Public fire protection is over budget because we bill these services three months in advance and the 8% rate increase is reflected in our most recent billing. On the expense side, payroll and benefits are under budget due to our vacant positions, the timing of overtime earned, the allocation of labor to projects and other expense accounts such as jobbing, and an excess clothing allowance and training budget compared to the amount used to date due to timing. The UV treatment plant expenses are under budget due to less expenses during the colder months. The Lake Auburn Watershed expenses are slightly under budget due to netting expenses with payroll reimbursements for our Education and Outreach Coordinator. Interest expense is under budget due to the \$2.7 million meter replacement bond not being issued in April despite interest being budgeted for the whole year. There were no debt service payments in April and cash on hand decreased slightly due to transferring \$500k into a six month CD through the CDARS program. Cash on hand of \$3.2 million is sufficient to service existing debt and fund operations.

New Business

Merging of the Districts- A goal of both Districts for 2026 is to consider merging the two separate District's into one Quazi Municipal entity. Both District were incorporated around the same time, in fact the first Board of Trustees for the Sewer District, was the Water Trustees. There are many advantages to becoming one District. There would be a significant reduction in the administrative time currently spent on reporting on shared assets. Finding volunteers to be appointed into the roles of Trustee have been increasingly difficult over the last five years, currently there are three vacancies.

I've had conversations with the Greater Augusta Utility District (GAUD). Over the last ten years, they have gone through several charter changes, the most significant of which was merging the Augusta Water District with the Augusta Sanitary District. They provided me with copies of their merged charter.

I'm currently working to merge the information from both documents into one charter. I anticipate having that completed by the end of May for presentation at the June Trustee meetings.

System Wide Meter Conversion, Update- The Auburn Water District is in the process of replacing all water meters in the system. The District is contracted with EJ Prescott and Hydro Corp to complete this conversion. The District has created a web page <https://awsd.org/newmeter/> that will walk customers through the process of scheduling their replacement in addition to providing information on the process and the benefits of smart meters.

The conversion is scheduled to start June 15th, 2026. In addition to meter replacements, the District is installing two new collectors to aid in service coverage for the new smart meters. We're managing the stock of new meters and finding the best alternative for the meters we're removing. Weve scheduled the replacements so that they have as minimal an impact on utility billing as possible.

2025 Gull Management Report- The District has partnered with the City of Lewiston and the United States Department of Agriculture, to manage the resident Gull population here in Auburn. I've e-mailed all Trustees a copy of the full report, the Executive summary was included in the May packets.

Since the Gull management program began in 2005, the District has seen a significant decrease in the bacteria levels within Lake Auburn. This program has enabled us to maintain our wavier from filtration. Key takeaways; the report shows there is still a large presence of resident gulls in the Lewiston and Auburn area, the Gull population has learned to avoid Lake Auburn, and bacteria levels within the lake remain low with the active program.

Lake Auburn Watershed Protection Commission Appointment Schedule- The Auburn Water District is responsible for appointing one Commissioner to the commission each year. These are three-year terms that run from June-June. Only

one and at least one of these appointments may be a Trustee of the District. The Current slate of appointments are as follows:

Camille Parrish, Auburn Resident, June 2025-June 2028

Bruce Rioux, Water District Trustee, June 2024-June 2027

Evan Cyr, Auburn Resident, June 2023-June 2026

District staff has posted the volunteer form to our website and we'll accept applications until the June 17. The Applications will be reviewed and an appointment will be made at the regular Trustee meeting of June 17, 2026.

Old Business

Water Quality Update- Water Quality within the lake has been good, and turbidity is trending similarly to last year. The water elevation within the lake has also come up significantly over the last month and we're now at our seasonal average. As always, we're monitoring the water quality very closely and our sampling activities within the lake and watershed increase significantly during the summer months.

Facilities Assessment Update- Weston and Sampson is working on three separate potential site layouts of our existing properties here at 268 Court Street. While they have not shared those with us yet, they've explained that they will not be able to include all the same options as an off-site facility. We should have some visuals and a draft report by the June Trustee meetings.

Lake Auburn Infrastructure Planning Study- CDM Smith has resubmitted a revised draft report for this project. I've included with this packet, the conclusions of that report for discussion purposes. We expect to have the final report by May 20th, 2026. At that time I'll forward a copy to all Trustees.

Lakeshore Drive MPI- We had a successful bid for this project, numerous bidders from interested contractors resulted in a qualifying low bid that was +/- 200K below the engineers estimate. The project has been awarded to CH Stevenson. They plan to begin the work in September and expect the project to only take three weeks from start to finish.

Activity Report- The water crew has been working in conjunction with the sewer crew to raise and lower structures (water gate valve boxes, manholes) on portions of Court and Turner Street to prepare for milling and paving by Northeast Paving (NEP). The crew also addressed a leak on Turner Street that occurred during the milling phase. This involved removing a gate and check valve that were obsolete and repairing the break, which occurred at a bell connection between two sections of 12" cast iron cement-lined pipe.

Next steps on the NEP projects will include raising structures for the final paving surface. Then lowering & raising structures on a portion of Minot Ave (Court Street to Fairview Elementary School). We will also be replacing a fire hydrant on Minot Ave near the rotary, shifting the location to the south and away from the sharp turning lane (from Washington to Minot) – this location has been vulnerable to damage from turning traffic, especially large trucks.

Structures were also lowered on Spring Street and Allied Road for upcoming City paving projects with other contractors (Gendron & Gendron, Manzer, respectively).

April 29 – Police responded to Lake Shore Drive on Wednesday around 8:15 a.m. following a report of a body floating in Lake Auburn. Police crews deployed a rescue boat from the Route 4 boat launch and successfully recovered the individual, believed to be a 46-year-old Auburn man. We notified the Drinking Water Program and U.S. EPA of the incident and informed them that we had no concerns regarding the intake or water quality. There has been no follow-up communication from those agencies.

We have begun flushing hydrants throughout the system. We plan to complete the flushing process by sometime in June. This year, we are trying to complete most of the flushing during the normal workday hours, although hydrants on some streets will likely be flushed at night to avoid busy traffic times.

The water crew installed a short section of water main (about 80 feet) to extend the year-round main on the east side of Taylor Pond, and replaced the water meter pit with a new structure built by our crew, equipped with a new meter, valves and backflow preventor for managing flow in the seasonal main.

We have purchased materials for the proposed main water extension on Hotel Road and plan to begin that work soon.

The District currently has a vacancy on the water crew and may have a second vacancy within the next few weeks. We hired an individual to fill one of these positions but that fell through during the pre-hire physical and drug testing process. The vacant position is currently advertised, and we hope to begin interviews soon.

Upcoming Meetings: Regular Trustee Meeting of June 17th, 2026.

Executive Summary
Gull Management on Lake Auburn
Annual Report 2025

USDA Wildlife Services continued the integrated gull damage management program on Lake Auburn throughout the 2025 open water season (*April 15 - December 25*).

2025 Gull Management Results:

- 2,528 birds were observed and dispersed on Lake Auburn
- 149 gulls were lethally removed in 2025
- Between 2006 and 2025, a total of 117,218 gulls were dispersed from Lake Auburn while 4,484 were lethally removed
- There was a 96% decrease in bacteria levels in Lake Auburn compared to 2004
- Gull presence on Lake Auburn was lower than 2024 observations. Overall, gull presence was much lower than pre-2014 levels.
- Gull presence followed the typical seasonal patterns in 2025 compared to previous years, with a more pronounced increase in late summer, and more spread out through the fall.

- **Additional Results**
 - **Birds** - regularly dispersed other bird species from Lake Auburn such as resident and migratory Canada geese, double-crested cormorants, and large flocks of ducks
 - **Beaver** –managed the beaver population on the lake/watershed, as well as other areas in Lewiston/Auburn having an impact on water quality and utilities

2025 Discussion:

- Gull presence and bacteria levels on Lake Auburn were fairly consistent with recent years
- Observations from the gull study indicate that there is still a strong presence of gulls in the Lewiston/Auburn area even though gull presence has decreased on Lake Auburn since management began
- This suggests that the local gull population has learned to avoid Lake Auburn from year to year due to management efforts. The decrease in gull presence on Lake Auburn could likely be the result of long-term gull management activities having an effect on several generations of gulls that use the Lewiston/Auburn area.
- A correlation between coliform bacteria levels and gull presence on Lake Auburn continues to be an observed theme each year that management has been conducted.
- In 2025, AWD, LWD, and WS continued to successfully disperse gulls from Lake Auburn. Due to successful management, the goal of decreased fecal coliform bacteria levels in the Lake was again accomplished. To ensure that bacteria levels remain in compliance with EPA standards, WS recommends continuing the current level of gull management.

Ben Nugent, Wildlife Biologist, USDA Wildlife Services

- Surface water phosphorus concentrations have decreased post-alum compared with pre-alum conditions, and a reduction in internal loading has been modeled. Periodic high phosphorus concentrations suggest watershed sources may still need to be controlled.
- Chlorophyll *a* concentrations remain low following the alum treatment – below 5 µg/L – and cyanobacteria cell counts are reduced, suggesting that Lake Auburn has responded to the reduction in phosphorus. However, this conclusion is tempered by the lower Anoxic Factors observed in most of the post-treatment seasons.

Based on the post-alum findings, a follow-up alum treatment may be required in the next 10 to 15 years. The timing and need for a follow up treatment will depend on the control of watershed sources of phosphorus, especially from the larger tributaries (Townsend Brook and Basin Stream) and the presence and duration of anoxia in the hypolimnion. Continued external phosphorus loading and/or consecutive seasons with long-duration anoxia could require a follow up alum treatment on a shorter timeframe.

- Iron and manganese measurements were collected to support this study. The manganese SMCL was exceeded for most deep samples at Stations 31 (27 meters) and 8 (33 meters). There were no exceedances of the iron SMCL, but there was an increase in the deep iron suggestive of some degree of release from sediment. Again, the fact that there was no recorded anoxia in 2025 means that there is a potential for higher release rates under different environmental conditions.

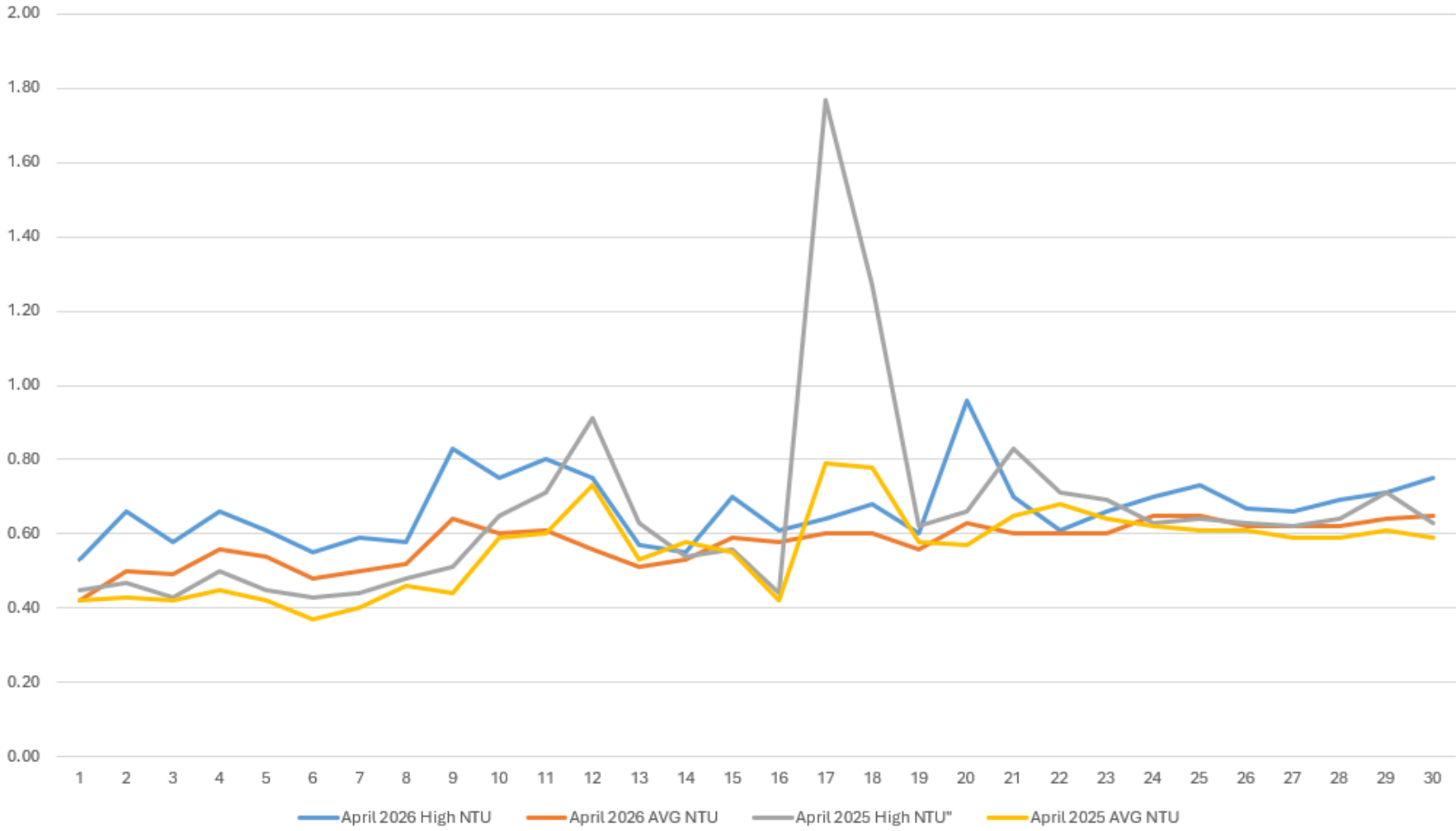
Monitoring Recommendations

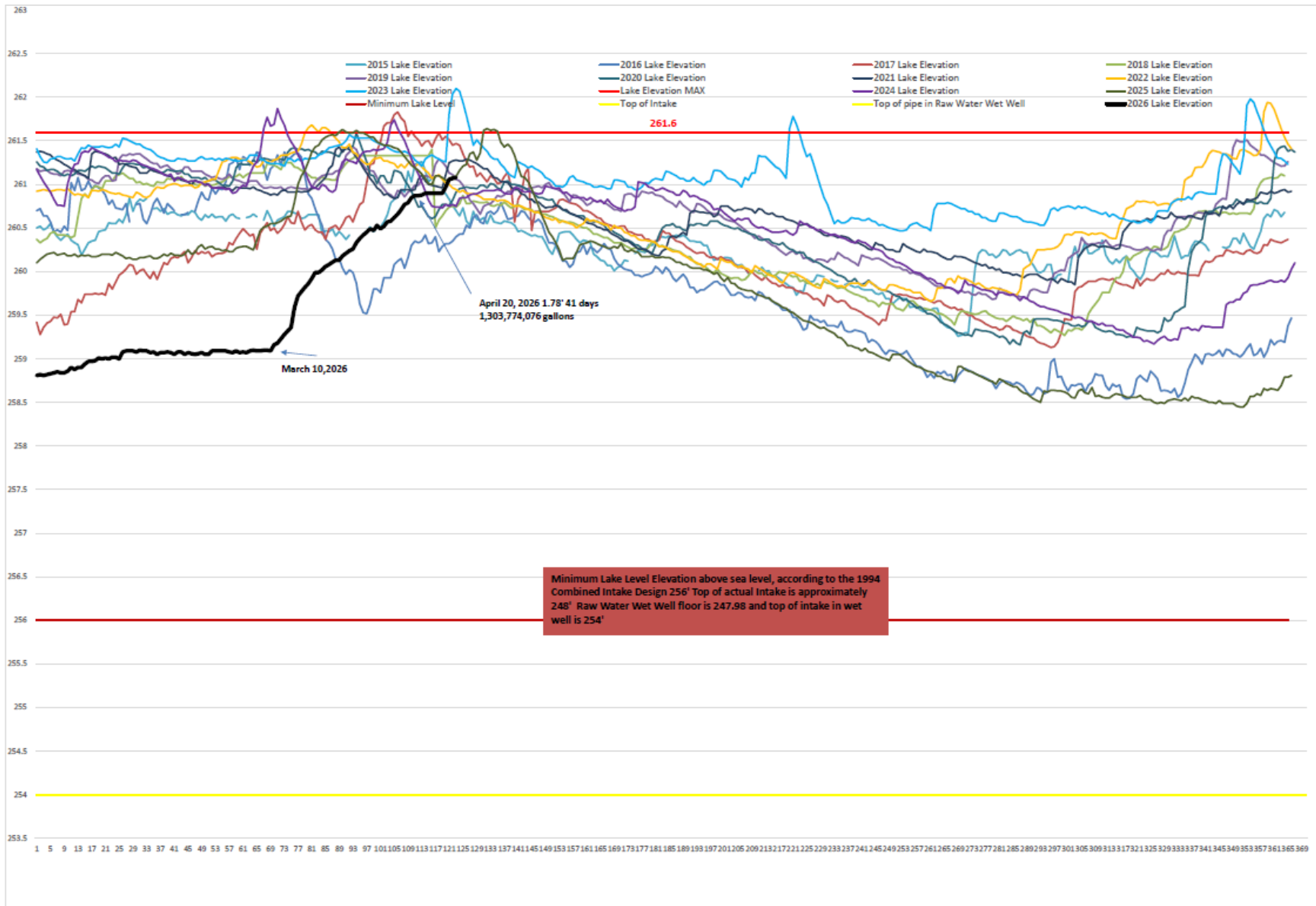
The analysis completed to support this study has suggested several causal mechanisms for the elevated turbidity, but additional data is required to better characterize sources and the extent of the impacts. The following should be implemented as soon as practicable to gather additional data to be able to make an informed decision about whether an intake extension would be an effective mechanism for reducing the turbidity impacts.

- Purchase a turbidity sensor to interface with the existing EXO Sonde to allow AWD/LWD to measure turbidity at multiple locations in the lake as conditions permit and to collect turbidity profiles. To achieve this on the current EXO-1 sonde the pH sensor could be replaced with the turbidity sensor.
- Collect two samples for algal identification and turbidity in the hypolimnion at the Deep Hole (one about 1 meter below the top of the hypolimnion and the other at mid-depth in the hypolimnion) with the goal of identifying presence of cyanobacteria and identifying and quantifying them if present. In addition, turbidity profiles should be collected to correlate with observed BGA concentrations.
- Deploy a buoy equipped with turbidity, DO, total algae (or equivalent), temperature, and conductivity sensors at the proposed intake extension location. Consider additional deployments to capture additional depths or intermediate distances between the WTP and the Deep Hole. Based on a vendor quote, a buoy would be approximately \$15,000 per installation. Consider deploying one or more turbidity sensors on the Bates College buoy at the Deep Hole. The buoy/sensor should be deployed as early in the spring as possible.

- Work with Bates College to maintain the turbidity sensor on the Bates College buoy if possible.
- Continue to collect iron and manganese samples in the surface and deep at Stations 8, 12, 30, and 31. Add an additional iron and manganese sample at the recommended intake location and depth.
- Establish a protocol for taking photographs from defined locations on shore during turbidity events.
- When elevated turbidity is seen at the shoreline, collect grab samples as far from shore in the plume as possible (sampling pole, waders if safe) and measure turbidity. If plume is still present when it is safe to operate the boat, take grab samples for turbidity along a transect from the shore to the intake.
- Install cameras at several locations around the lake to visualize the plume extent. At least one camera should be focused on the area where the intake extension is proposed to be located.

April 2026 vs 2025 NTU





**AUBURN WATER DISTRICT
MONTHLY ACTIVITY REPORT
APRIL 2026**

Water Main Leak Investigations and Repairs

Task/Time Spent	Hrs	Location/Description	Leak Check		Repair	
			On District	On Owner	Repair Completed	Boil Water Order?
Leak Investigations	2	4/6 - Repaired break at Gracelawn			√	
Main Repairs	107	4/29 Repaired leak on Turner Street near Troy			√	
Total for Month	109					
Year to Date Total	495					
Previous Year Total*	1223					

* Total hours for previous year are approximate

GATES

Task/Time Spent	Hours	Location/Description	Adjust or Repair	Install New	Misc.
Raise/Lower Gate Boxes	4	Court and Turner Street	√		
Repair Gate Valves	56	57 Gillander and others	√		
Total for Month	60				
Year to Date Total	108				
Previous Year Total	19				

HYDRANTS

Task/Time Spent	Hrs.	Location/Description	Broken	Frozen	New	Misc.
Shovel/Mark/Check	20	System-wide				
Repair Hydrants	0					
Private Hydrant Maintenance	0					
Total for Month	20					
Year to Date Total	858					
Previous Year Total	1704					

NEW SERVICES

Task/Time Spent	Hrs	Location/Description	Install	Contractor Coordination
Install New Services	6	Various	2	
Total for Month	6			
Year to Date Total	18			
Previous Year Total	98			

WORK ON SERVICES

Task/Time Spent	Hrs.	Location/Description	# Locations
Frozen Service	0		
On/Off for Repairs	49	Various	7
Shut off for Non-Payment	20	22 locations shutoff, 21 reinstated	22
Multis Tagged	4	Various	15
Total for Month	73		
Year to Date Total	331		
Previous Year Total	313		

METERS

Task/Time Spent	Hrs.	Location/Description	# Locations
Frozen Meters	0		
New Meter Install	15	Various	10
Change Out (Replace w/ KamStrup)	30	"	24
Meter Testing	2		
Final Reads	17	Various	25
Meter Reading	33	System-wide	
Remove/Install Meter (Seasonal)	18	Taylor Pond	1
Total for Month	115		
Year to Date Total	475		
Previous Year Total	972		

STATION CHECKS

Task/Time Spent	Hrs.	Location/Description
Poland Booster Station	3	OK
Poland Spring Booster Station	0	
New Gloucester Booster Station	3	OK
Stable Ridge Booster Station	3	OK
Brentwood Booster Station	0	
Total for Month	9	
Year to Date Total	44	
Previous Year Total	241	

WATER QUALITY CALLS

Task/Time Spent	Hrs.	Location/Description	Dirty	Color	Taste or Odor	Misc.
Respond to calls	2	Chlorine odor - checked residual (within range)			1	
Total for Month	2					
Year to Date Total	7					
Previous Year Total	15					

LABORATORY

Month	Dist.	Temp (°C)		Avg.	Avg.	Avg.	Avg.	SWTR Tests
	Sys.	Air	Water	NaOH	Cl	Fl	Turb.	
	Tests			gal/MG	mg/l	mg/l	(ntu)	
January	47		2.3	23.73	3.05	0.72	0.35	31
February	44		2.6	23.75	2.97	0.75	0.33	28
March	51		2.4	23.72	2.99	0.74	0.33	31
April	46		4.0	23.86	2.98	0.74	0.52	30
May								
June								
July								
August								
September								
October								
November								
December								
YTD Avg			2.8	23.8	3.0	0.7	0.4	
YTD Totals	188							120

LAKE AUBURN

Month	No. Patrols	Withdrawals *			Elevations **				
		AWD	LWD	Total	1st	High	Yr.	Low	Yr.
January	6	2.32	3.13	5.45	259.09	261.41	2023	257.2	2001
February	7	2.36	3.24	5.60	259.09	261.70	1996	257.1	2002
March	9	2.36	3.30	5.66	259.07	261.41	2010	257	2002.00
April	17	2.34	3.06	5.40	260.22	262.40	1953	258	2002.00
May						261.82	2023	259	2007.00
June						261.80	2003	259	2007.00
July						261.70	2013	259	1960.00
August						261.32	2023	258	1999.00
September						260.92	2013	257	1999.00
October						261.10	1981	258	1952.00
November						260.95	2011	257	1952.00
December						261.30	1981	257	1952.00
Avg. Daily		2.34	3.18	5.53					

* Average Daily Withdrawals MGD ** Elevation Above Sea Level

WEATHER

Month	Precipitation							Max (°F)	Min (°F)	Avg (°F)	Normal (°F)
	Snowfall (in.)	Normal Snowfall (in.)	Departure from Normal	Rain (in.)	Normal Rain (in.)	Departure from Normal					
January	23.90	16.50	7.40	2.07	1.10	0.97	41.0	-7.0	17.0	20	
February	7.50	14.90	-7.40	1.17	1.4	-0.23	29	11.0	20.0	23	
March	15.50	10.40	5.10	2.75	2.3	0.45	41	23.0	32.0	32	
April	0.40	2.50	-2.10	5.20	3.4	1.80	52	33.0	42.5	43	
May		0.10			3.5					54	
June		0.00			3.6					63	
July		0.00			3.2					69	
August		0.00			3.1					67	
September		0.00			3.3					59	
October		0.40			4.2					48	
November		4.60			3.7					38	
December		14.60			2.1					26	
YTD Totals	47.30	64.00		11.19	34.90						

* From <https://www.ncei.noaa.gov/cdo-web/search> POLAND, ME US USC0017685

DIG SAFE

Month	Total	Contractors	MDOT	APW	School Dept.	Lewiston Water	CMP	AWD	ASD	GAS	Other
January	30	11	0	0	0	0	13	6	0	0	0
February	41	7	0	0	0	0	27	6	1	0	0
March	99	53	1	10	0	0	25	7	1	2	0
April	174	119	8	29	0	0	8	4	0	5	1
May											
June											
July											
August											
September											
October											
November											
December											
YTD Totals	344	190	9	39	0	0	73	23	2	7	1

DUTY FORMAN CALLS

(Overtime)

Districts	Total # Calls	High/Low Pressure	Water Quality	Alarms	Service Issue	Leak	Misc.	Hydrants	Meter	Fire Calls
Sewerage District	4			0	2	0	2	0	0	0
Water District	6	0	0	0	3	1	2	0	0	0
Total for Month	10									
Year to Date Total	51									
Previous Year Total	65	0	0	0	5	1	4	0	0	0

OTHER ACTIVITIES (TRAINING, MAINTENANCE AND INVENTORY)

Activity	Hours
UV Plant Maintenance	200
Plowing and Sanding/Snow Removal (Split with Sewerage District)	0
Equipment Maintenance	25
Truck Maintenance	24
General Tasks including meetings, paperwork, housekeeping	364
Building Maintenance	15
Inventory	40
Operator Training	112